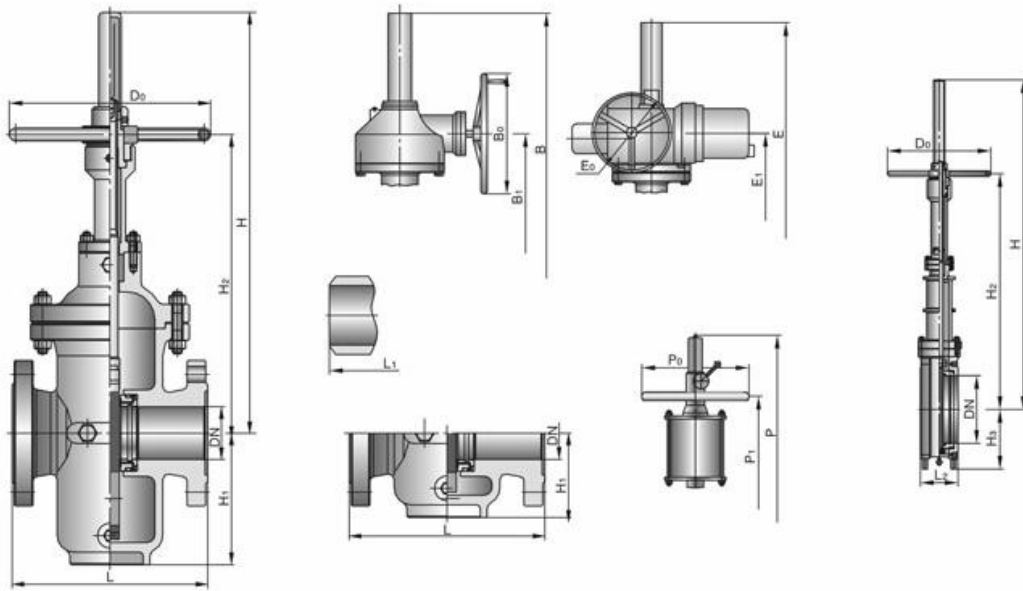


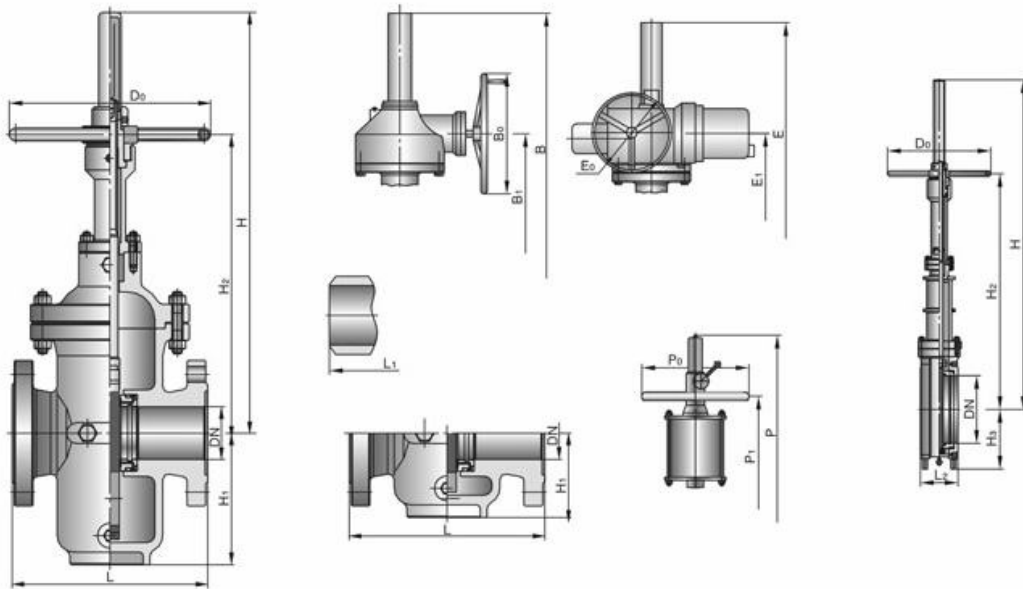
Model: (K)Z5(6、9)4(6)3(4)W(P)(F、Y、D) Class150

DN (mm)	NPS (in)	Flange	Butt welding	Light- duty	Hand-operated			Geared driving			Geared driving	Air-operating and Fluid driving			Electric drive device	
					L	L ₁	L ₂	H	H ₂	D ₀		B	B ₁	B ₀	P	P ₁
25	1	127	127	—	360	250	180	—	—	—	—	—	—	—	—	—
32	1¼	140	140	—	375	260	180	—	—	—	—	—	—	—	—	—
40	1½	165	165	—	410	290	250	—	—	—	—	—	—	—	—	—
50	2	178	216	—	450	315	250	—	—	—	—	525	430	250	—	—
65	2½	190	241	—	550	420	300	—	—	—	—	648	560	300	—	—
80	3	203	283	—	610	428	300	—	—	—	—	730	630	300	—	—
100	4	229	305	150	700	494	300	770	650	310	BA-0	850	720	300	912	790
150	6	267	403	150	895	625	350	965	800	310	BA-0	1120	920	350	1107	920
200	8	292	419	180	1130	784	350	1200	960	310	BA-0	1430	1160	350	1390	1120
250	10	330	457	180	1290	937	400	1360	1080	310	BA-0	1665	1380	400	1550	1250
300	12	356	502	200	1480	1080	450	1560	1200	310	BA-0	1930	1550	450	1740	1400
350	14	381	572	200	1660	1283	500	1740	1350	460	BA-1	2185	1750	450	1913	1550
400	16	406	610	218	1850	1417	500	1930	1500	460	BA-1	2450	2000	500	2103	1620
450	18	432	660	218	2080	1489	600	2160	1680	460	BA-1	2755	2250	500	2365	1830
500	20	457	711	229	2300	1672	700	2420	1850	460	BA-1	3050	2450	600	2585	1980
600	24	508	813	248	2680	2012	800	2800	2120	460	BA-2	3580	2900	800	2990	2300
700	28	610	914	286	3080	2250	800	3200	2450	460	BA-2	4130	3350	800	3390	2600
800	32	660	965	286	3491	2550	1000	3640	2800	460	BA-2	—	—	—	3850	2980
900	36	711	1016	—	3897	2850	1000	4050	3080	600	BA-3	—	—	—	4260	3200
1000	40	811	—	—	4317	3250	1200	4467	3400	600	BA-3	—	—	—	4677	3600



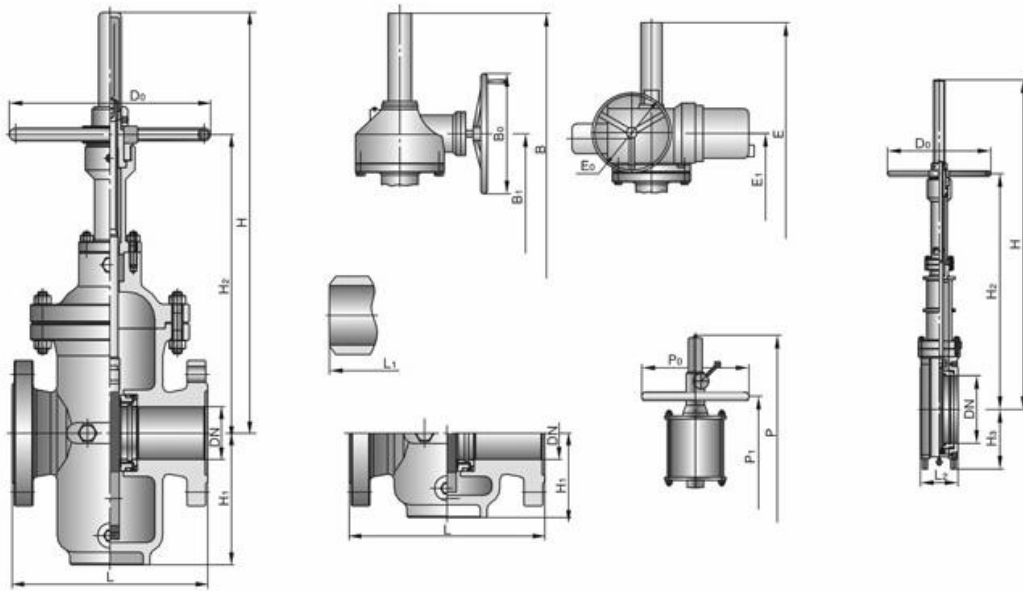
Class 300

DN (mm)	NPS (in)	Flange L	Butt welding L1	Light- duty L2	Hand-operated			Geared driving			Geared driving	Air-operating and Fluid driving			Electric dri device	
					H	H2	D0	B	B1	B0		P	P1	P0	E	E1
25	1	165	165	—	370	260	180	—	—	—	—	—	—	—	—	—
32	1 ¼	178	178	—	385	270	180	—	—	—	—	—	—	—	—	—
40	1½	190	190	—	420	300	250	—	—	—	—	—	—	—	—	—
50	2	216	216	—	458	325	250	—	—	—	—	533	435	200	—	—
65	2½	241	241	—	555	420	300	—	—	—	—	653	565	200	—	—
80	3	283	283	—	615	430	300	—	—	—	—	735	635	250	—	—
100	4	305	305	150	710	500	300	770	650	310	BA-0	860	730	250	912	790
150	6	403	403	150	900	625	350	965	800	310	BA-0	1125	925	350	1155	960
200	8	419	419	180	1135	790	350	1200	960	310	BA-0	1435	1165	350	1390	1120
250	10	457	457	180	1401	1040	400	1360	1090	310	BA-0	1776	1450	400	1543	1240
300	12	502	502	200	1580	1150	450	1560	1200	310	BA-1	2030	1620	450	1745	1400
350	14	762	762	200	—	—	—	1740	1350	460	BA-1	2305	1900	500	1945	1580
400	16	838	838	218	—	—	—	1930	1540	460	BA-1	2558	2100	600	2135	1640
450	18	914	914	218	—	—	—	2160	1700	460	BA-1	2835	2320	700	2385	1840
500	20	991	991	229	—	—	—	2420	1850	460	BA-2	3120	2510	800	2660	2050
600	24	1143	1143	248	—	—	—	2800	2120	460	BA-2	3670	2980	900	3010	2310
700	28	1346	1346	286	—	—	—	3200	2460	460	BA-2	—	—	—	3480	2680
800	32	1524	1524	286	—	—	—	3640	2800	460	BA-2	—	—	—	3890	3020
900	36	1727	1727	—	—	—	—	4050	3080	600	BA-3	—	—	—	4260	3200



Class 400

DN (mm)	NPS (in)	Flange	Butt welding	Hand-operated			Geared driving			Geared driving	Air-operating and Fluid driving			Electric driving device		
		L	L1	H	H2	D0	B	B1	B0		P	P1	P0	E	E1	E0
50	2	292	292	458	325	300	505	430	310	BA-0	533	435	200	647	560	200
65	2½	330	330	555	420	300	560	470	310	BA-0	653	565	200	702	610	200
80	3	356	356	615	430	350	610	510	310	BA-0	735	635	250	752	650	500
100	4	406	406	710	500	350	770	650	310	BA-0	860	730	250	912	790	500
150	6	495	495	900	625	400	965	800	310	BA-0	1125	925	350	1138	950	305
200	8	597	597	1135	790	500	1200	960	310	BA-0	1435	1165	350	1373	1100	305
250	10	673	673	1401	1040	500	1370	1090	460	BA-1	1776	1450	400	1575	1280	305
300	12	762	762	1580	1150	600	1560	1200	460	BA-1	2030	1620	450	1725	1390	305
350	14	826	826	—	—	—	1740	1350	460	BA-1	2305	1900	500	1930	1570	305
400	16	902	902	—	—	—	1970	1540	460	BA-2	2558	2100	600	2210	1700	305
450	18	978	978	—	—	—	2260	1700	460	BA-2	2835	2320	700	2500	1940	305
500	20	10540	1054	—	—	—	2420	1850	460	BA-2	3120	2510	800	2630	2020	458
600	24	1232	1232	—	—	—	2800	2120	600	BA-3	—	—	—	3050	2350	458
700	28	1397	1397	—	—	—	3230	2460	600	BA-3	—	—	—	3480	2680	458



Class 600

DN (mm)	NPS (in)	Flange e	Butt weldin g	Hand-operated			Geared driving			Geared driving	Air-operating and Fluid driving			Electric driving device			El d d
				L	L ₁	H	H ₂	D ₀	B		B ₁	B ₀	P	P ₁	P ₀	E	
50	2	292	292	468	335	300	505	430	31 0	BA-0	543	445	20 0	647	560	20 0	S
65	2 ½	330	330	565	430	300	560	470	31 0	BA-0	663	570	20 0	702	610	20 0	S
80	3	356	356	625	440	350	610	510	31 0	BA-0	745	640	25 0	752	650	50 0	SM 3
100	4	432	432	720	510	350	770	650	31 0	BA-0	870	740	25 0	950	820	50 0	S
150	6	559	559	910	630	400	965	800	31 0	BA-0	1135	930	35 0	1138	950	30 5	S
200	8	660	660	1145	800	500	1200	960	31 0	BA-1	1445	1170	35 0	1403	1130	30 5	S
250	10	787	787	1411	1050	500	1370	1090	46 0	BA-1	1786	1460	40 0	1575	1280	30 5	S
300	12	838	838	1590	1160	600	1560	1200	46 0	BA-1	2040	1630	45 0	1750	1410	30 5	S
350	14	889	889	—	—	—	1740	1350	46 0	BA-2	—	—	—	1930	1570	30 5	S
400	16	991	991	—	—	—	1970	1540	46 0	BA-2	—	—	—	2210	1700	30 5	S
450	18	1092	1092	—	—	—	2260	1700	46 0	BA-2	—	—	—	2500	1940	45 8	S
500	20	1194	1194	—	—	—	2420	1850	46 0	BA-2	—	—	—	2630	2020	45 8	S